

**Rayat Shikshan Sanstha**  
**Rajarshi Chhatrapati Shahu College, Kolhapur**  
**Feedback Committee**  
**Feedback Analysis of Alumni**  
**Academic Year: 2020-21**  
**Submitted to**  
**Internal Quality Assurance Cell**

**Introduction and Objectives:**

Rayat Shikshan Sanstha's, Rajarshi Chhatrapati Shahu College, Kolhapur was established in the year 1961. The college aims at the overall development of the students to become entrepreneurs and professionals in the respective disciplines. Every year survey has conducted to assess the satisfaction of all the stakeholders regarding curriculum, teaching, learning, evaluation and infrastructure of the college. Receiving positive and negative feedback are an important in helping monitor and evaluate the provision. Feedback from all stakeholders is a contributing factor to run a successful college or institution.

**Methodology**

In academic year 2020-21, we asked all stakeholders to fill a feedback form (provided by college). The feedback forms have also available on the college website. Filling of feedback is mandatory.

**Design of Feedback**

The responses from the Alumni are collected on the four-point scale (Likert scale)

- 1) Very Good
- 2) Good
- 3) Satisfactory
- 4) Unsatisfactory

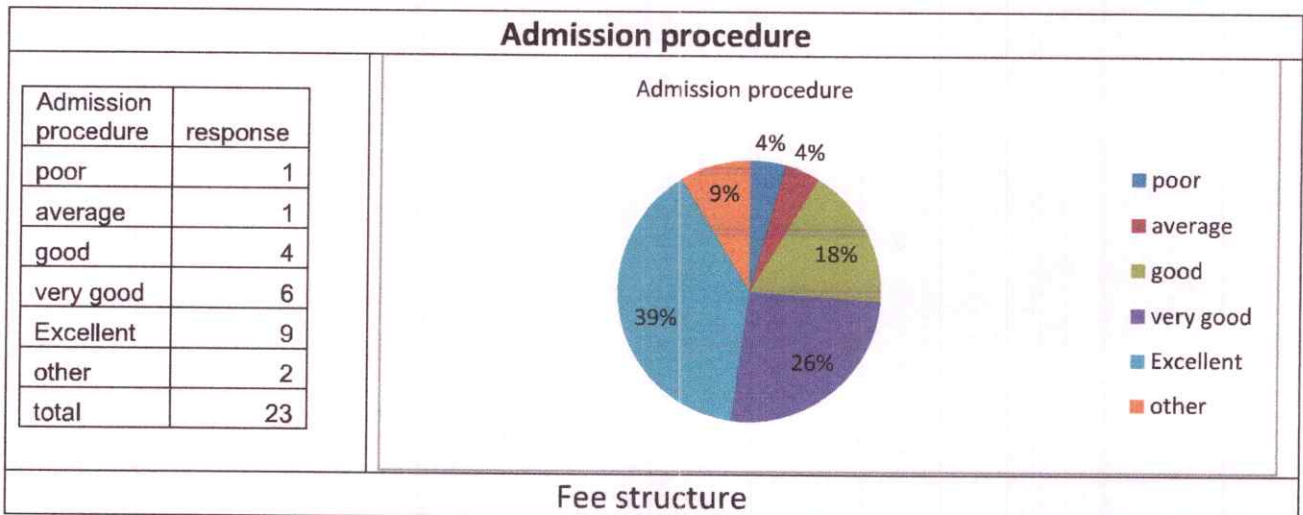
### DataCoding

Least is best method is used to code data. It means lowest rank is given to the unsatisfactory response and next rank is given to satisfactory response and so on.

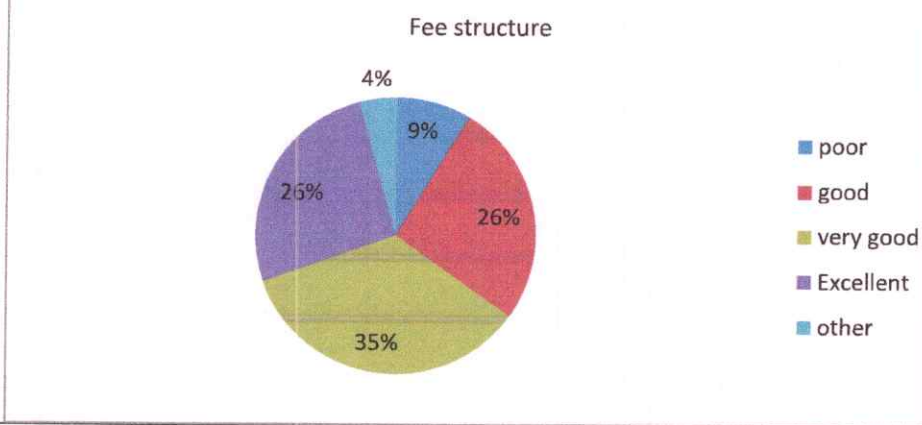
- 1) Unsatisfactory
- 2) Satisfactory
- 3) Good
- 4) Very Good

### Analysis of Feedback

Feedback was collected and analyzed by Feedback Analysis Committee of the college. Opinion of all the stakeholders is obtained about each parameter in term so percentage. Analyze the data using tabular and graphical representation.

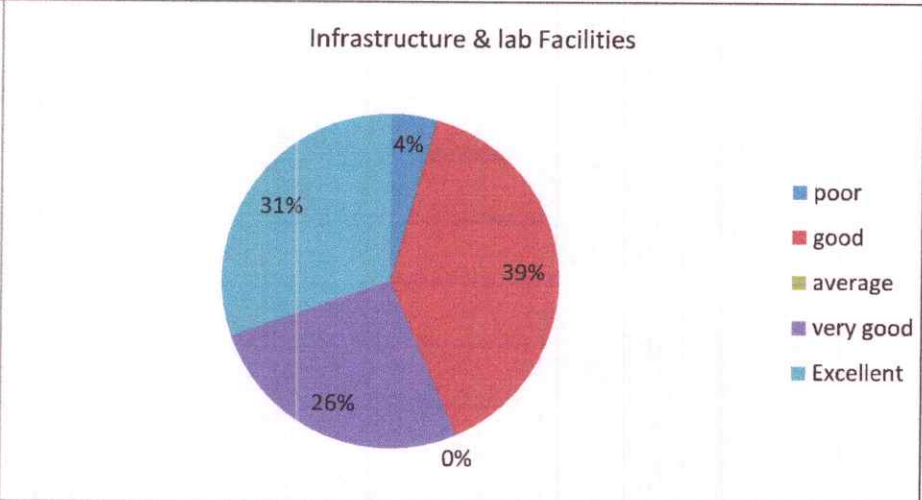


Fee structure	response
poor	2
good	6
very good	8
Excellent	6
other	1
Total	23



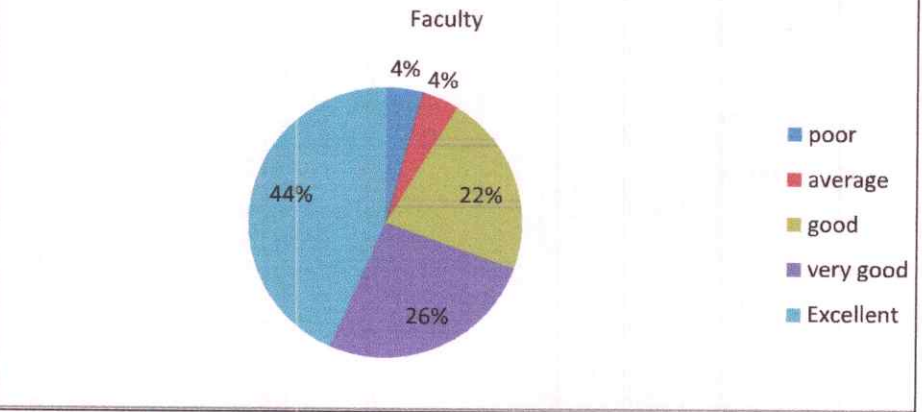
**Infrastructure & lab Facilities**

Infrastructure & lab Facilities	response
poor	1
good	9
average	0
very good	6
Excellent	7
Total	23



**Faculty**

Faculty	response
poor	1
average	1
good	5
very good	6
Excellent	10
Total	23

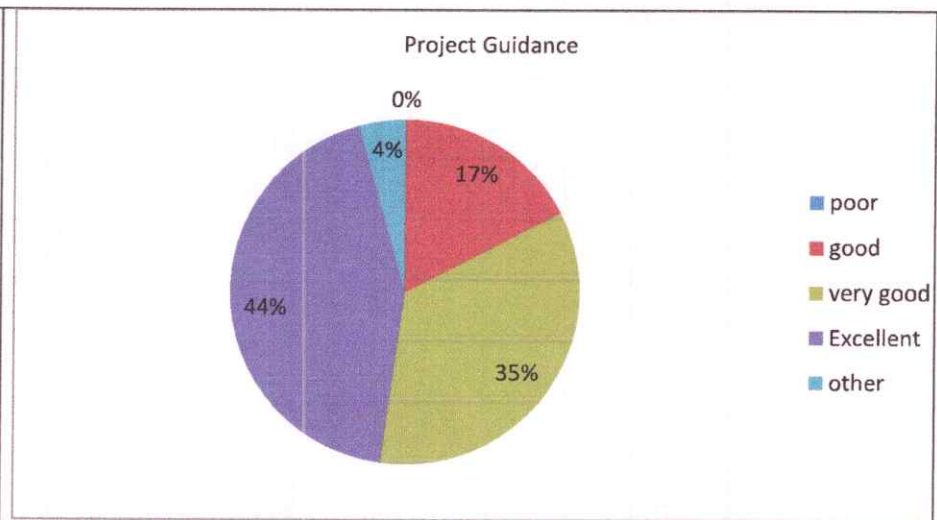


**Project Guidance**

Project Guidance	response
poor	0

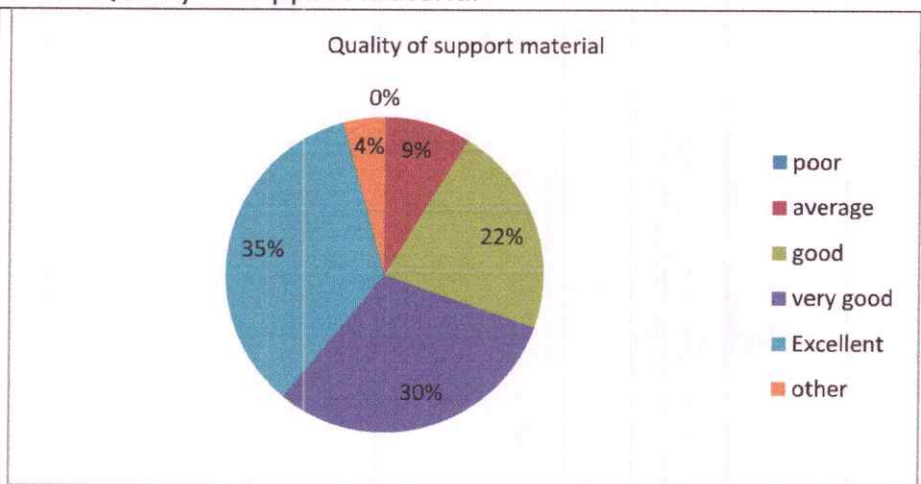


good	4
very good	8
Excellent	10
other	1
total	23



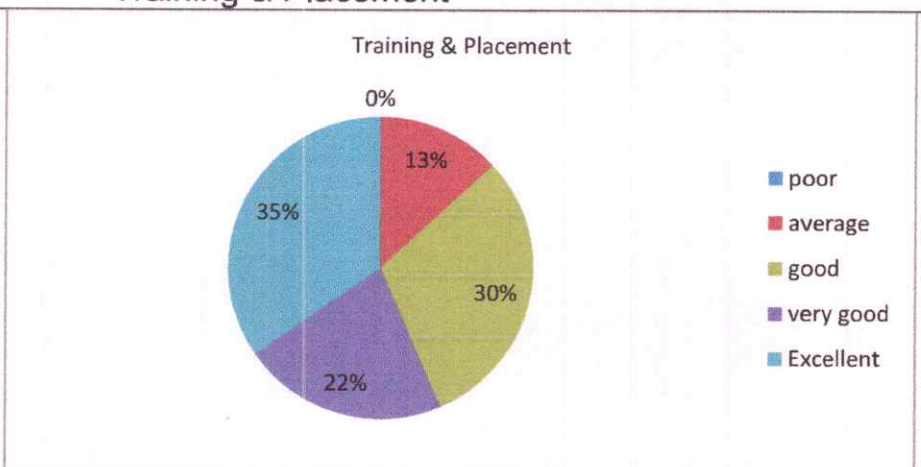
**Quality of support material**

Quality of support material	response
poor	0
average	2
good	5
very good	7
Excellent	8
other	1
total	23



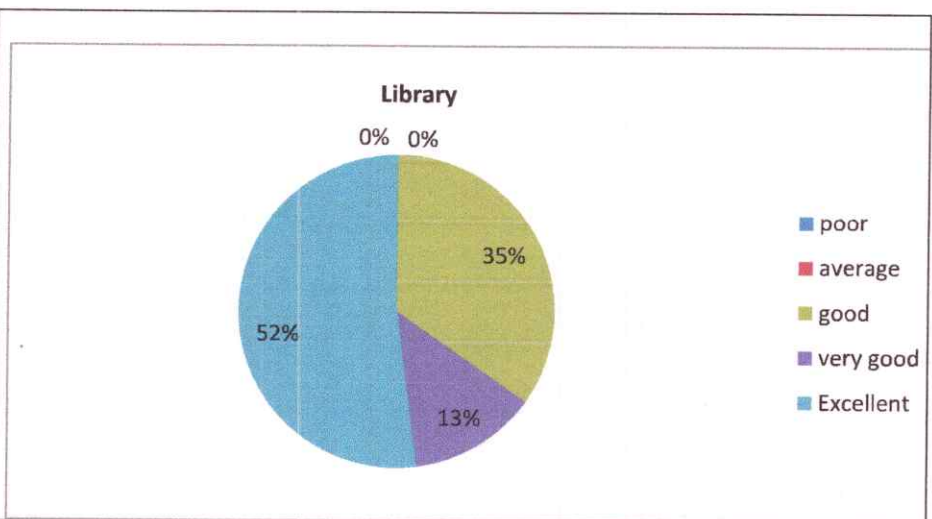
**Training & Placement**

Training & Placement	response
poor	0
average	3
good	7
very good	5
Excellent	8
total	23



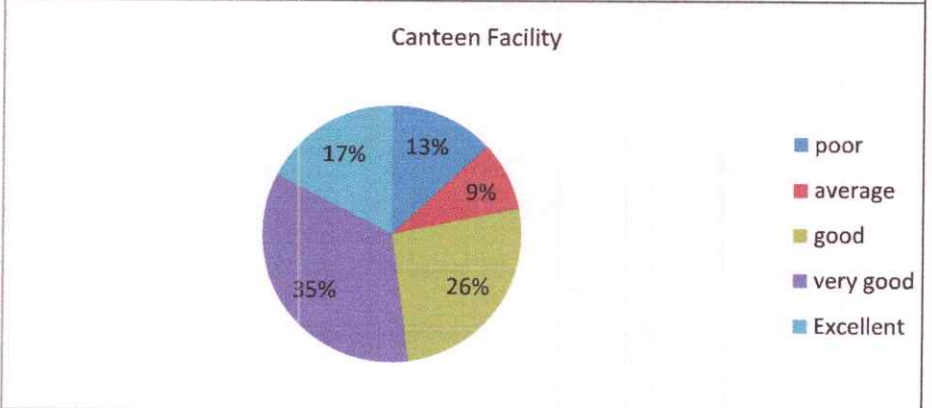
**Library**

Library	response
poor	0
average	0
good	8
very good	3
Excellent	12
total	23



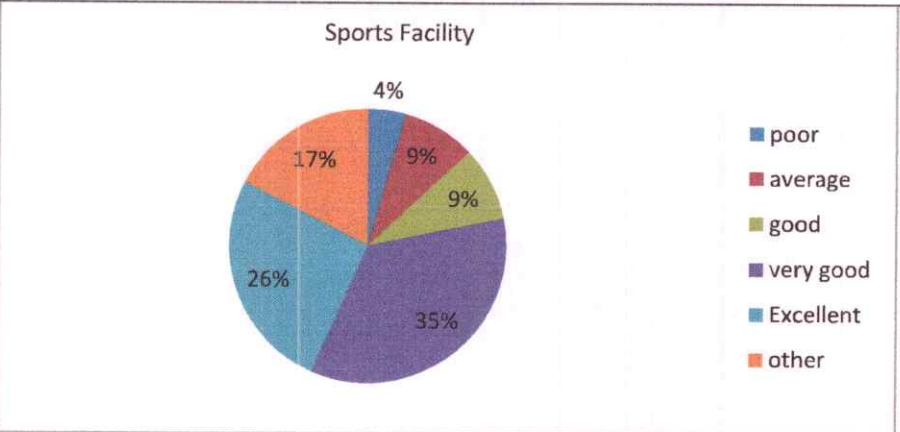
### Canteen Facility

Canteen Facility	response
poor	3
average	2
good	6
very good	8
Excellent	4
total	23



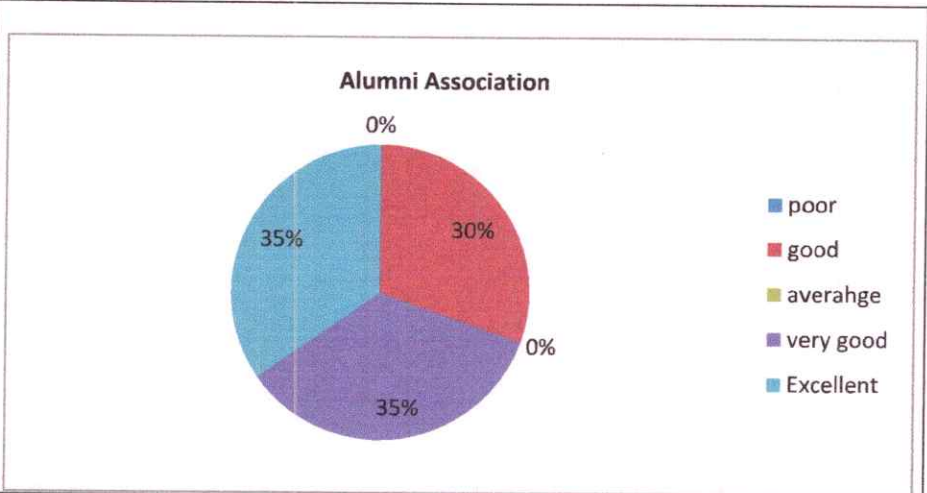
### Sports Facility

Hostel Facility	response
poor	1
average	2
good	2
very good	8
Excellent	6
other	4
total	23



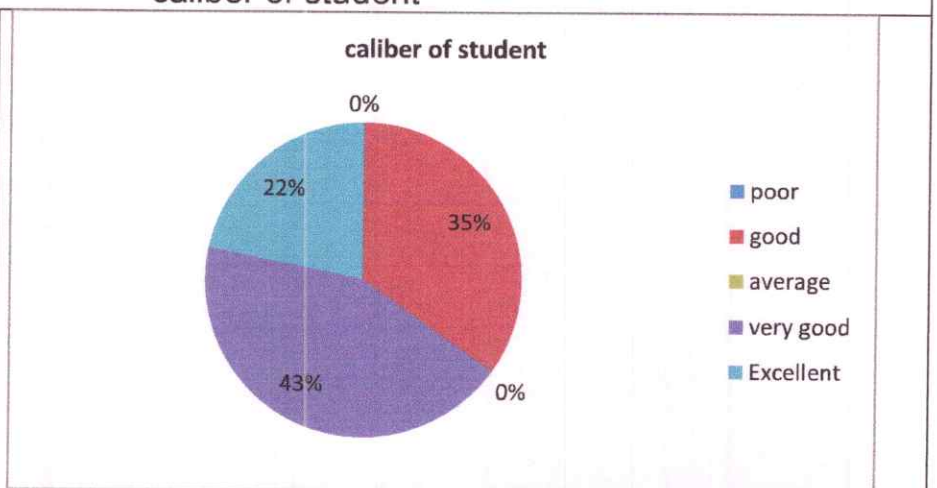
### Alumni Association

Alumni Association	response
poor	0
good	7
average	0
very good	8
Excellent	8
total	23



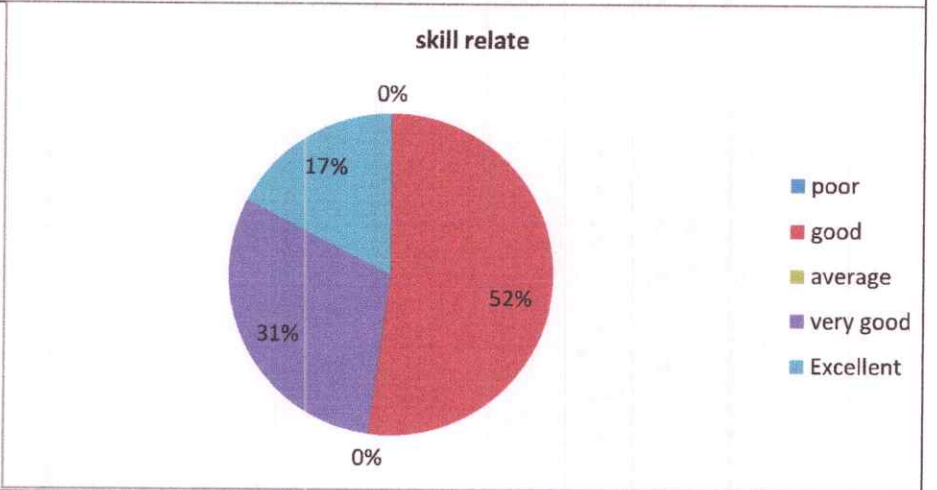
### caliber of student

caliber of student	response
poor	0
good	8
average	0
very good	10
Excellent	5
total	23



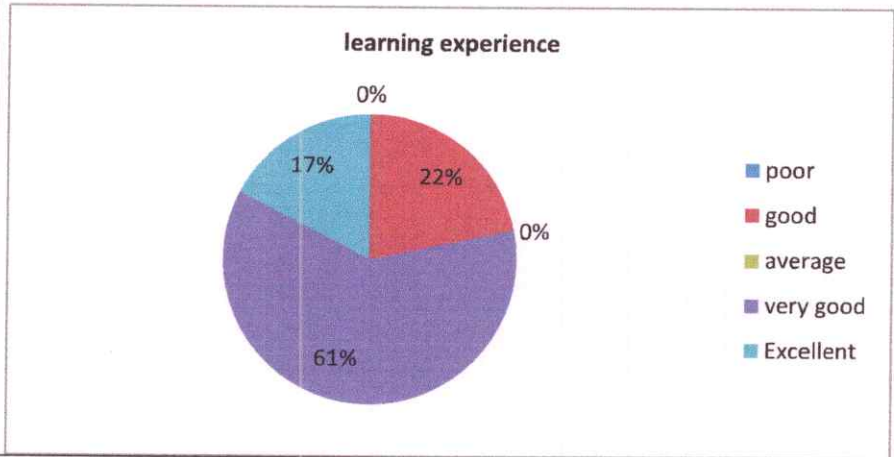
### skill relate

skill relate	response
poor	0
good	12
average	0
very good	7
Excellent	4
total	23



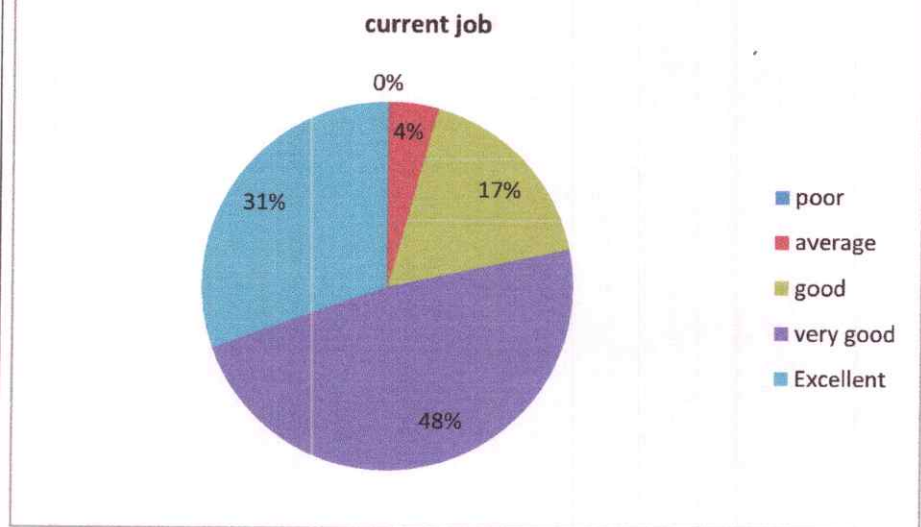
### learning experience

learning experience	response
poor	0
good	5
average	0
very good	14
Excellent	4
total	23



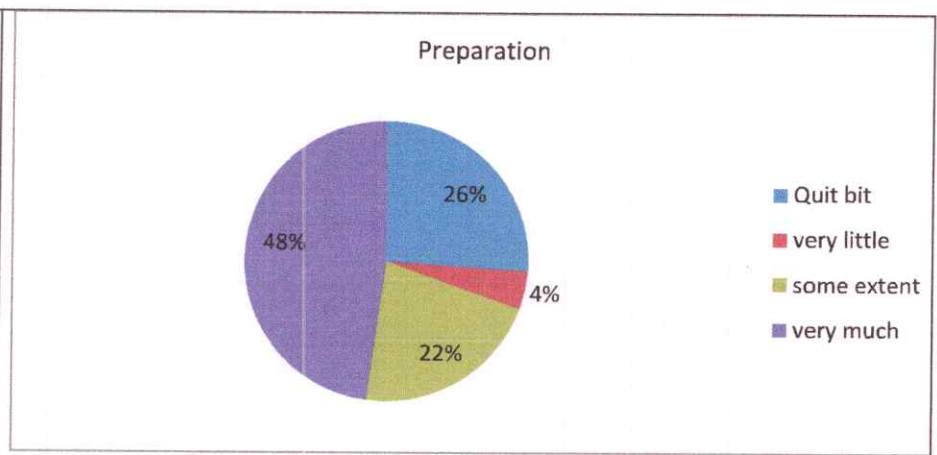
### current job

current job	response
poor	0
average	1
good	4
very good	11
Excellent	7
total	23



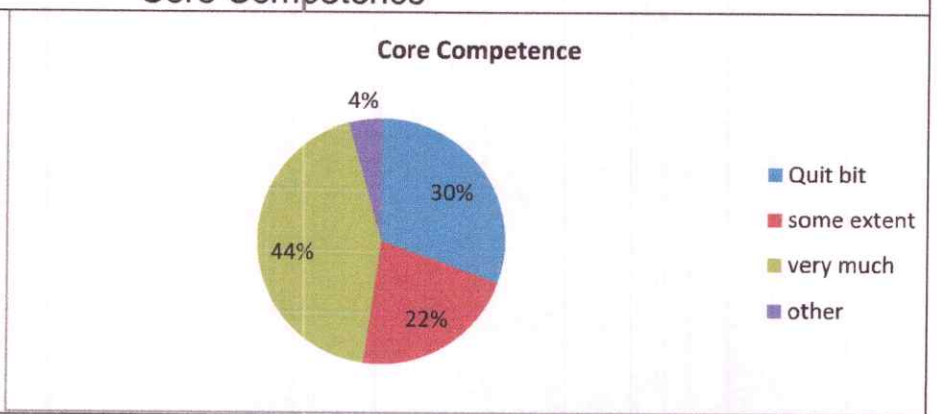
### Preparation

Preparation	response
Quit bit	6
very little	1
some extent	5
very much	11
total	23



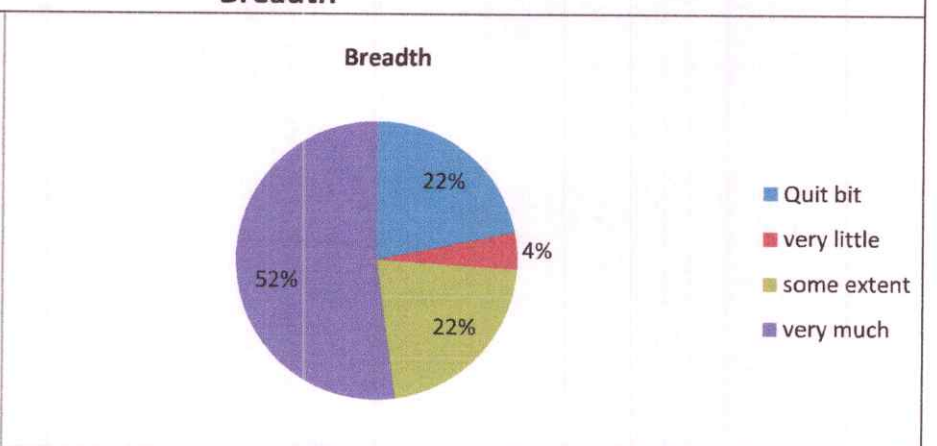
### Core Competence

Core Competence	response
Quit bit	7
some extent	5
very much	10
other	1
total	23



### Breadth

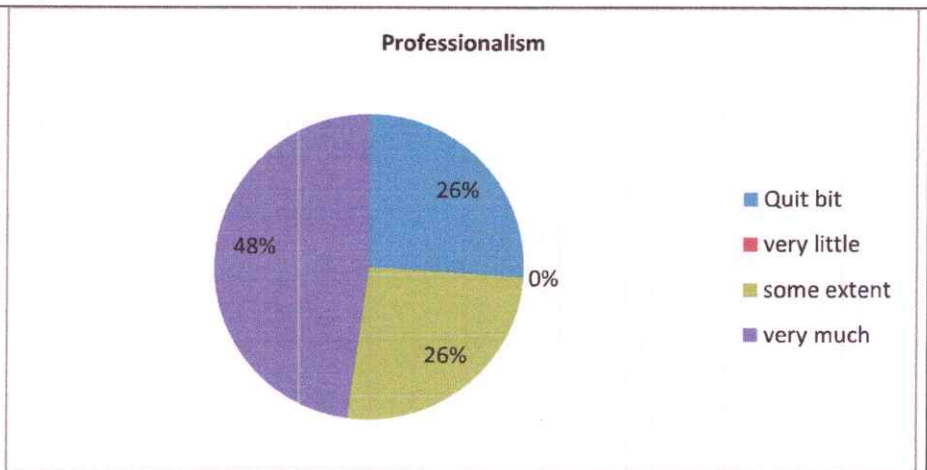
. Breadth	response
Quit bit	5
very little	1
some extent	5
very much	12
total	23



### Professionalism

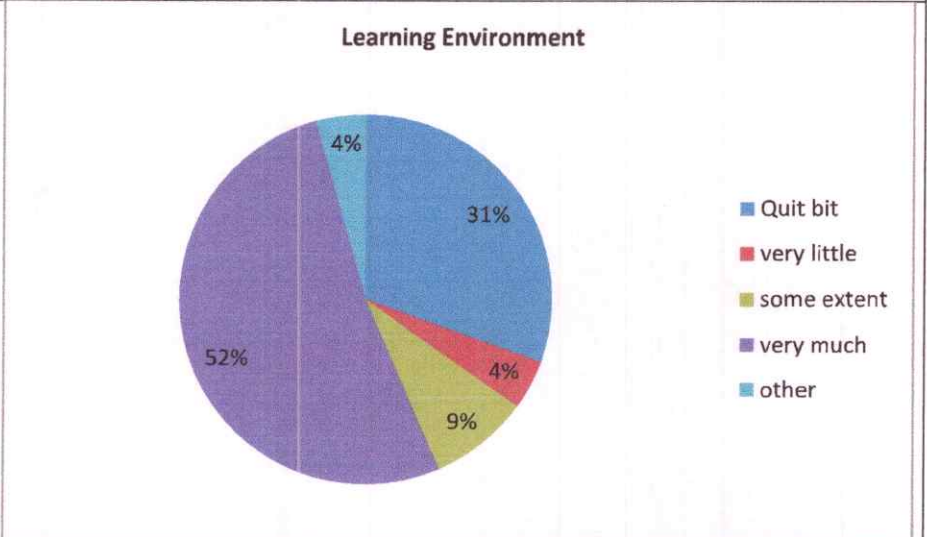


Professionalism	response
Quit bit	6
very little	0
some extent	6
very much	11
total	23



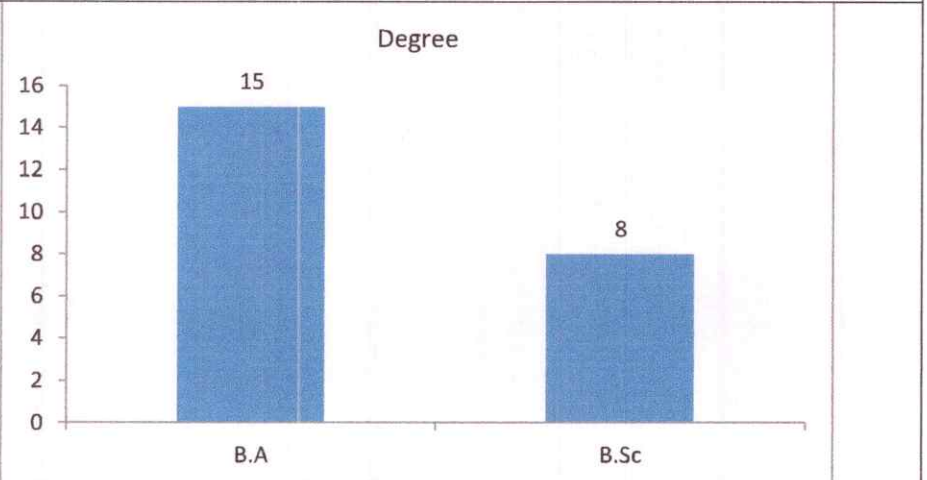
### Learning Environment

. Learning Environment	response
Quit bit	7
very little	1
some extent	2
very much	12
other	1
total	23



### Degree

Degree	response
B.A	15
B.Sc.	8
B.Com.	0



total	23	
-------	----	--

### Conclusion:

Feedback for Alumni was analyzed and the opinion of the stakeholders is obtained about each parameter in terms of percentage. From feedback the conclusions are: The respondents are satisfied about faculty with 92% and about Infrastructure and Lab Facility with 57% of the college. About 65% and 93% of respondents are satisfied with sports facility and canteen facility in the college. Less than 4% of respondents are not satisfied with hostel facility. About 92% alumni are good relation with the college. Less than 1% of alumni are not satisfied with facility provided by office staff.

### Suggestion/ Recommendation


The Alumni's suggested and recommended that:

1. Start PG program
2. Start Military Academy
3. Arrange more workshop, seminars and guest lectures

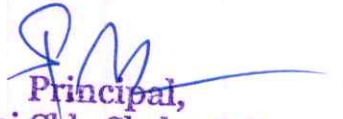


Chairman

Feedback Analysis Committee



**IQAC Coordinator  
R. C. Shahu College,  
Kolhapur.**



**Principal,  
Rajarshi Chh. Shahu College  
Kolhapur.**